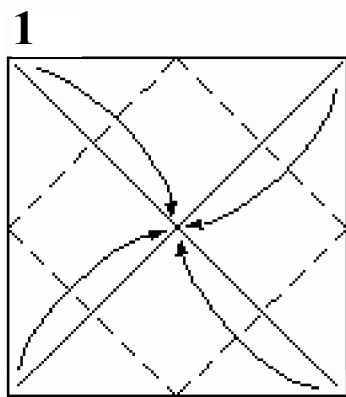



Lover's Knot

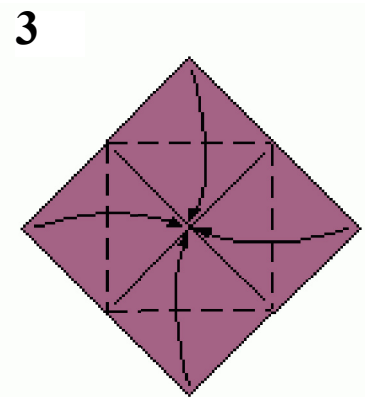
SEALED WITH A
BANG



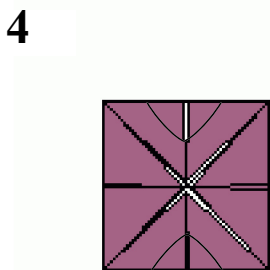
blintz



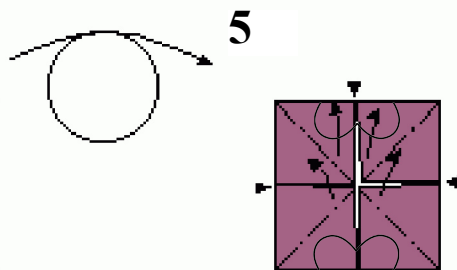
turn over



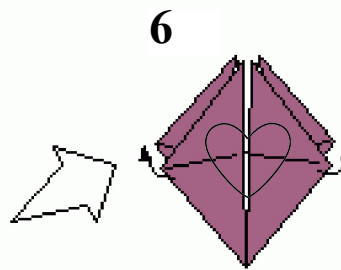
blintz



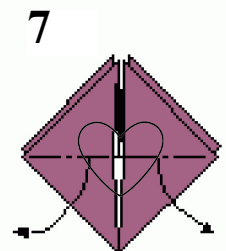
turn over




**lift central flaps
and squeeze
corners**



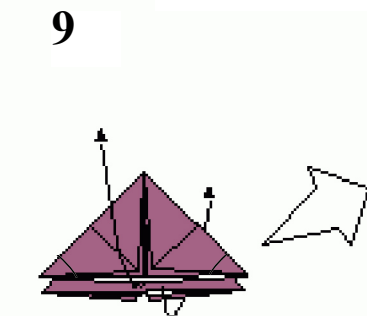
flatten



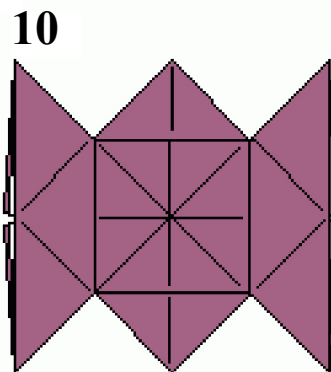
**open flaps towards
lower point,
repeat at back**



**fold corners down,
front and back**



**insert thumbs on
either side of
central point and
raise to flatten**



**traditional model
© diagrams D. Petty**

L O V E R S

K N O T S

A R E D E S I G N E D T O

C O N C E A L N O T E S

T O Y O U R L O V E.

F I N D T H E

S E C R E T B Y A F L I P

T H E N F O L D I N G

O F T H I S N O T E